

MIDI Mount

Universal projector mount:

- Direct
- Adjusted 50 - 76
- Adjusted 68 - 112



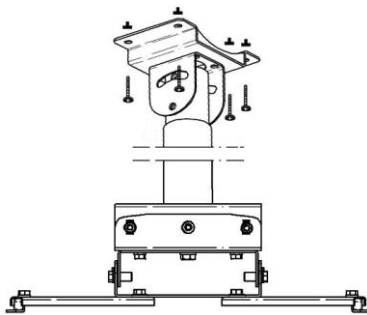
LIST OF ITEMS:

- Projector mount:
- Universal projector adapter
- Adjusted arm (mount with arm)
- Mounting set
- Installation manual
- Mounting template



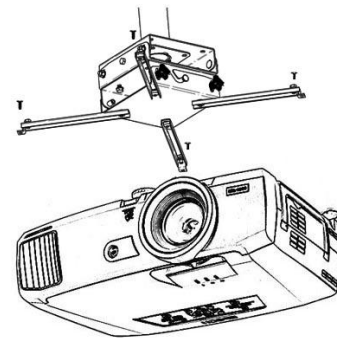
1. Installation:

A. Prepare an installation place and mark mounting points using installation template as below:

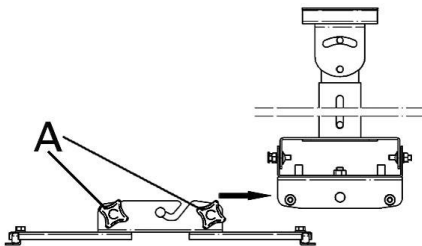


B. Install projector on universal projector adapter. Use mounting screws from mounting set.

Warning! To connect the mount with the projector, select the appropriate screws from the mounting kit according to the recommendations of the projector manufacturer.

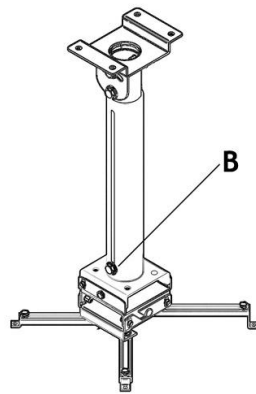


C. Joint adapter with installed projector with projector mount as described below using middle hanger. Block projector on a mount with screws in holes A.

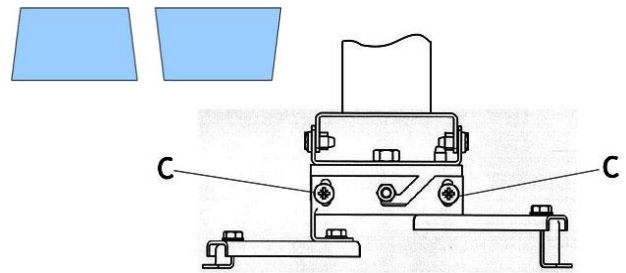


D. Check and adjust proper projected image. If needed adjust projector image on a ceiling mount.

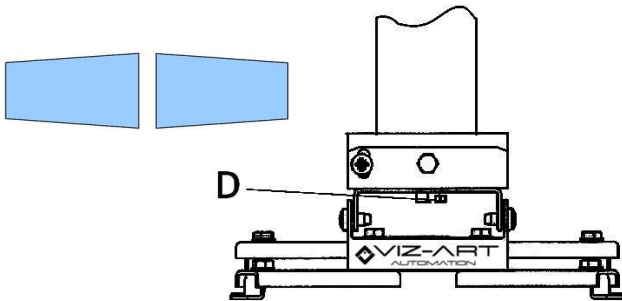
A. Adjusting height of installed projector: Loosen screw B and adjust expected height of projector. tighten screw- B. In Direct Mount height is non adjustable



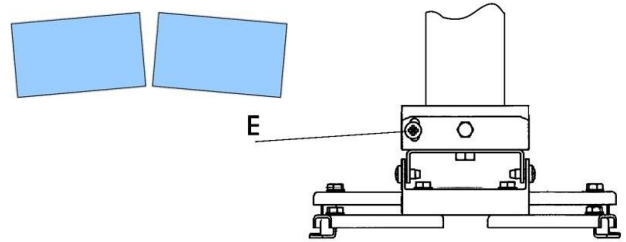
B. Pitch axis adjustment.
If projected image is to low or high on the screen/vertical distortion/, Loosen screws C and tilt projector to expected vertical position. Tighten screws C, when finished



C. Yaw axis adjustment.
If projected image is to right or left on the screen/horizontal distortion/, - rotate projector on a screw D.



D. Roll axis adjustment.
Loosen screws E. then adjust the projector mount's roll adjustment such that the top and bottom edges of the image are approximately horizontal and aligned with the top and bottom of the screen. Tighten screws E, when finished.



3. Technical Specification:

Product model:	MIDI Mount
Adjustment:	Up-Down 15 degree Left-Right 10 degree Horizontal 18 degree Tilt 56 degree (with height)
Weight:	MIDI Mount direct 2,8 kg MIDI Mount 50-76 adj. 4,7 kg MIDI Mount 68-112 adj. 5,6 kg

4. Mounting kit set :

bolts:	M4x10 – 4 pcs.; M5x12 – 4 pcs.; M6x12 – 4 pcs.;
washers:	ø4x9 – 4 pcs.; ø5x9 – 4 pcs.; ø6x12 – 4 pcs.; ø6x18 – 4 pcs.;
dowels :	ø10x50 – 4 pcs.
screws:	ø5x50 flat head – 4 pcs.

manufactured: VIZ-ART Automation
tel.+48 22/6138899 www.viz-art.pl