

PROTECT

Projector Enclosure:

- PROTECT Slim
- PROTECT 54-80
- PROTECT 72-116

LIST OF ITEMS::

- Projector Enclosure
- adjustable arm with mount
- mounting set
- installation manual
- installation template

VIZ-ART
AUTOMATION

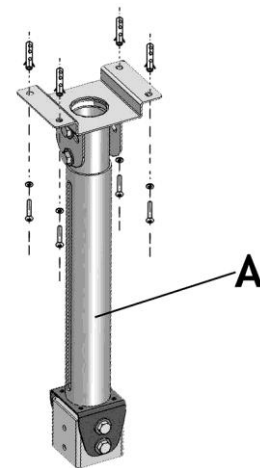


1. Installation:

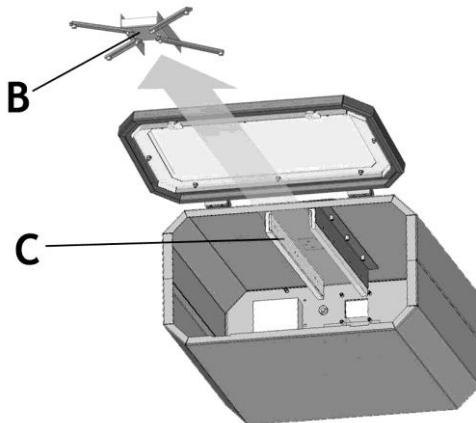
A. Prepare an installation place and mark mounting points using installation template as below:



B. Install element A to the ceiling. Use the selected pins and screws from the assembly kit.

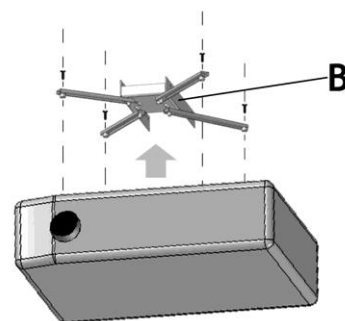


C. Remove element B from guide C from projector enclosure.

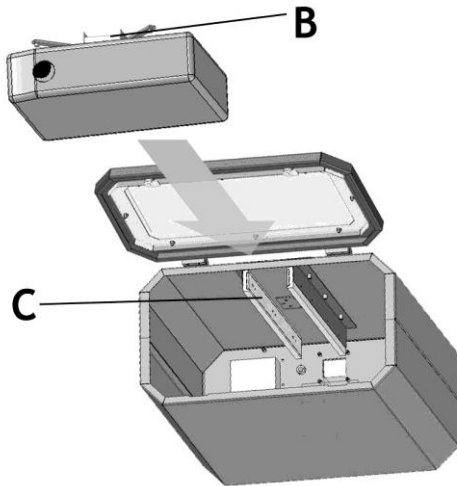


D. Install projector on projector mount B.

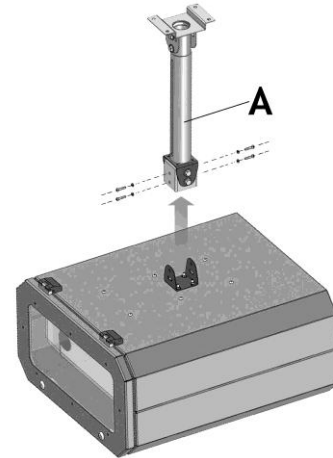
Warning! To connect the mount with the projector, select the appropriate screws from the mounting kit according to the recommendations of the projector manufacturer.



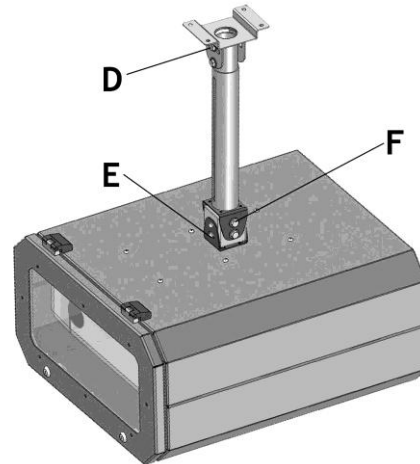
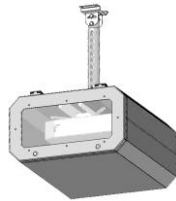
E. Install projector (mounted on element B) on guide C in a cover.



F. Close enclosure. Then install enclosure with projector inside to a element A (already installed to the ceiling).



G. Adjusting projector image. If projected image needs to be adjusted, loosen the appropriate screw E, F or G and tilt the cover (with projector inside) into a proper position. After obtaining the correct position of the projector, tighten screws.



H. Power supply connections: Projector power supply cable connect to a trigger and enclosure power supply cable to a power supply. TRIGGER and cooling fan with filter(filter should be checked every 6 months and Exchange to a new one if needed), is already installed on a back of enclosure.

2. Technical Specification:

Capacity:	PROTECT Slim - 17 kg PROTECT 54-80 - 17 kg PROTECT 72-116 - 17 kg
Adjustment:	Up-Down Left-Right Tilt
Weight of unit:	PROTECT Slim 25 kg PROTECT 54-80 26,7 kg PROTECT 72-116 27,5 kg

3. Mounting kit set :

bolts:	M4x20 – 4 pcs.; M5x20 – 4 pcs.; M6x20 – 4 pcs.; M8x20 – 4 pcs.;
washers:	ø4x9 – 4 pcs.; ø5x10 – 4 pcs.; ø6x12 – 4 pcs.; ø8x16 – 4 pcs.;
dowels :	ø8x40 – 4 pcs.
screws:	ø5x40 z flat head – 4 pcs.

manufactured: VIZ-ART Automation
tel.+48 22/6138899 www.viz-art.pl