


# MAXFRAME



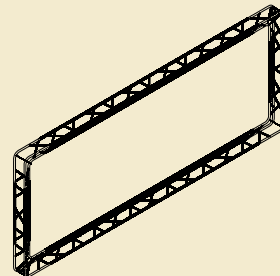
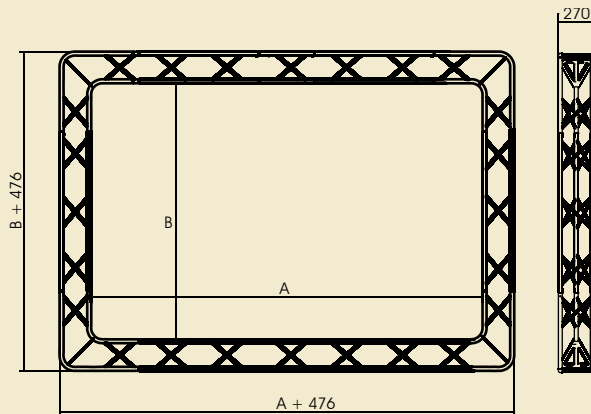
**Advantages of the screen:**  
the range of surfaces; produced on individual size and ratio requirements, convenience in transport and set-up; for outdoor and indoor usage.

**Functionality:** every size, proportion and RAL colour; easy set-up; stability and durability.



Large format frame screens with tensioned projection surface. Steel frame structure assembled of modules, easy to set

up and transport. Frame's construction ensures stability of even large screens (up to 11 meters).



Width (mm)	4:3				16:9			
	A	B	C	D	A	B	C	D
MAXFRAME 400	4000	3000	4476	3476	4000	2250	4476	2726
MAXFRAME 450	4500	3375	4976	3851	4500	2531	4976	3007
MAXFRAME 500	5000	3750	5476	4226	5000	2813	5476	3289
MAXFRAME 550	5500	4125	5976	4601	5500	3094	5976	3570
MAXFRAME 600	6000	4500	6476	4976	6000	3375	6476	3851
MAXFRAME 650	-	-	-	-	6500	3656	6976	4132
MAXFRAME 700	-	-	-	-	7000	3938	7476	4414
MAXFRAME 750	-	-	-	-	7500	4219	7976	4695
MAXFRAME 800	-	-	-	-	8000	4500	8476	4976
MAXFRAME 850	-	-	-	-	8500	4781	8976	5257



Screen MAXFRAME	
Frame	Steel
Installation	• wall
Projection surfaces: • Matt White	• 1,0G • to 850g • 150° • 0,7mm
Image aspect ratio	• 4:3 • 16:9 • 16:10 • and more
Max. Width of base [cm] - sufaces without welds	• 4:3 (650) • 16:9 (850)
Set	• elements of frame; • surface; • mounting instruction manual; • assembly kit; • montage elements
Warranty	2 years
Producer	VIZ-ART Automation Europe